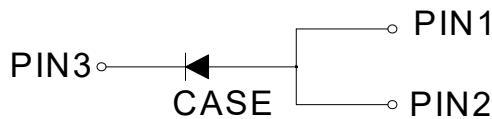



Schottky Rectifier



Features

- Ideal for automated placement
- Low power losses
- High forward surge capability
- Meets MSL level1, per J-STD-020, LF maximum peak of 260 °C
- Part no. with suffix "Q" means AEC-Q101 qualified

Typical Applications

For use in lighting, fast switching rectification of power suppliers, inverters, converters, and freewheeling diodes for consumer, and telecommunication.

Mechanical Data

- **Package:** TO-277
Molding compound meets UL 94 V-0 flammability rating, RoHS-compliant, Halogen free
- **Terminals:** Tin plated leads, solderable per J-STD-002 and JESD22-B102

■ Maximum Ratings ($T_a=25^\circ\text{C}$ Unless otherwise specified)

PARAMETER	SYMBOL	UNIT	SS10U200PQ
Device marking code			SS10U200P
Repetitive Peak Reverse Voltage	V_{RRM}	V	200
Average Rectified Output Current @60Hz -sine wave	I_O	A	10
Forward Surge Current (Non-repetitive) @60Hz Half-sine wave, 1 cycle, $T_a=25^\circ\text{C}$	I_{FSM}	A	200
Current Squared Time @ $1\text{ms} \leq t \leq 8.3\text{ms}$ $T_J=25^\circ\text{C}$	I^2t	A^2s	166
Storage Temperature	T_{stg}	$^\circ\text{C}$	-55 ~ +175
Junction Temperature	T_J	$^\circ\text{C}$	-55 ~ +175

■ Electrical Characteristics ($T_a=25^\circ\text{C}$ Unless otherwise specified)

PARAMETER	SYMBOL	UNIT	TEST CONDITIONS	Typ	Max
Instantaneous forward voltage	V_F	V	$I_F=10\text{A}, T_J=25^\circ\text{C}$	0.85	0.9
			$I_F=10\text{A}, T_J=125^\circ\text{C}$	0.70	0.85
Reverse current	I_R	μA	$V_R=200\text{V}, T_J=25^\circ\text{C}$	-	1
		mA	$V_R=200\text{V}, T_J=125^\circ\text{C}$	-	5
Typical junction capacitance	C_J	pF	$V_R=4\text{V}, f=1\text{ MHz}$	160	-



SS10U200PQ

Dynamic Characteristics

PARAMETER	SYMBOL	UNIT	TEST CONDITIONS	Min	Typ	Max
Reverse Recovery Time	T_{RR}	ns	$I_F=6A, di/dt=-200A/us, V_{RM}=200V, T_J=25^{\circ}C$	-	53	-
Peak recovery current	I_{RRM}	A		-	6.3	-
Reverse recovery charge	Q_{rr}	nC		-	163	-

Thermal Characteristics ($T_a=25^{\circ}C$ Unless otherwise specified)

PARAMETER	SYMBOL	UNIT	SS10U200PQ
Thermal Resistance Junction to Case	$R_{\theta J-C}$	$^{\circ}C/W$	8

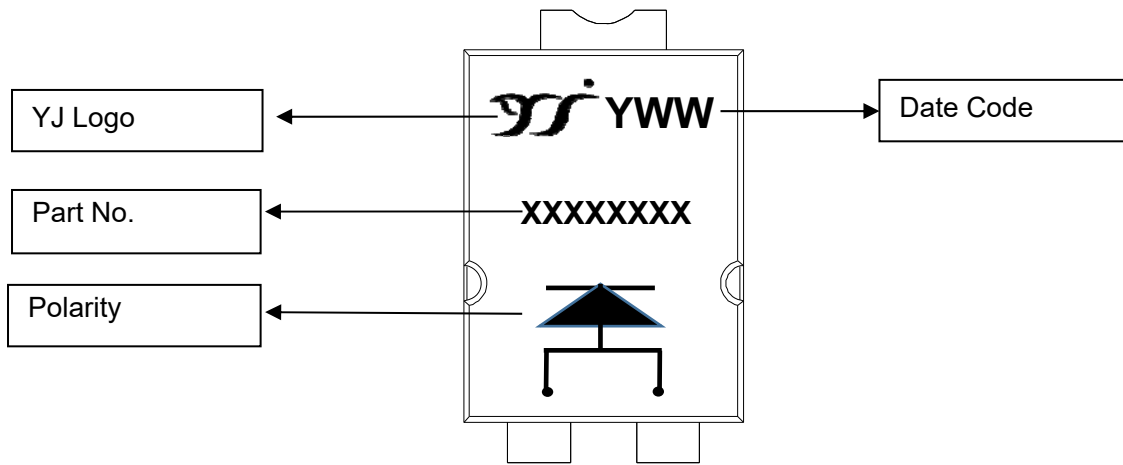
Note

(1) Thermal resistance from junction to Case mounted on P.C.B. with 35mm*25mm copper pad areas

Ordering Information (Example)

PREFERED P/N	PACKAGE CODE	UNIT WEIGHT(g)	MINIMUM PACKAGE(pcs)	OUTER CARTON QUANTITY(pcs)	DELIVERY MODE
SS10U200PQ	F1	Approximate 0.106	5000	80000	13" reel

Marking Information



Note:

1. All marking is at middle of the product body
 2. All marking is in laser printing
 3. XXXXXX is part no., like SS10U200P.
 4. Body color: Black
 5. YWW is date code, "Y" is year. "WW" is week.
- For instance: The 15th week of 2019, date code is 915



■ Characteristics (Typical)

Fig.1:Forward Current Derating Curve

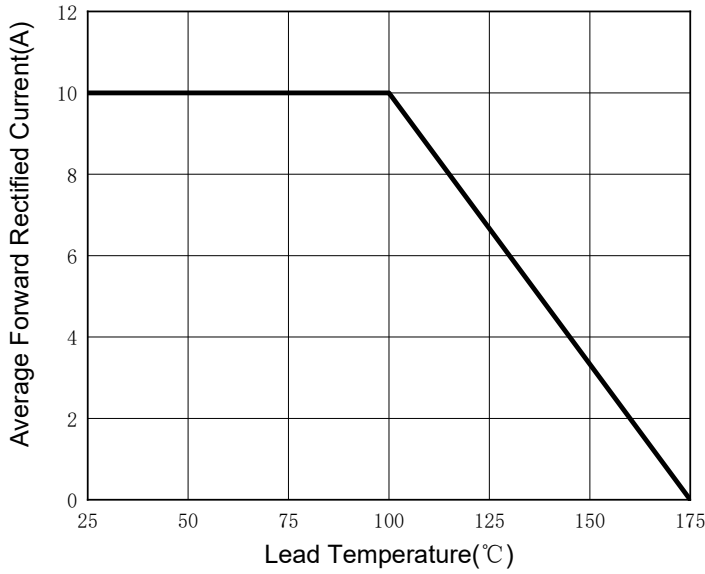


Fig.2:Forward Surge Current Capability

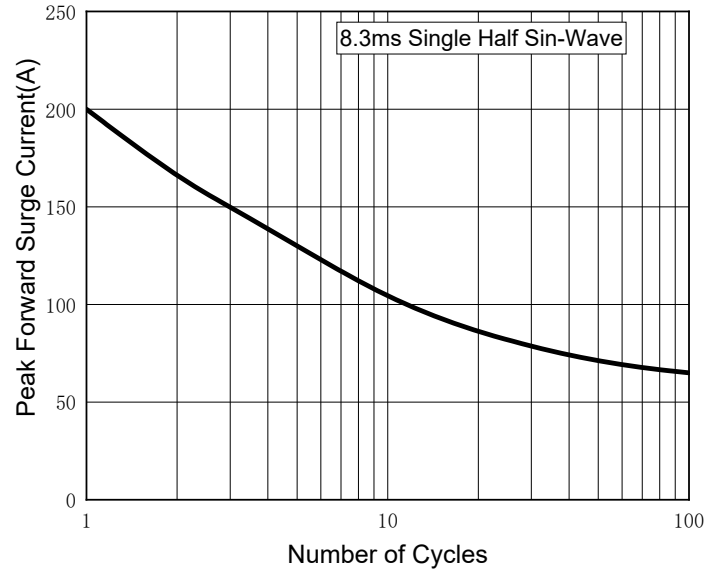


Fig.3:Typical Instantaneous Forward Characteristics

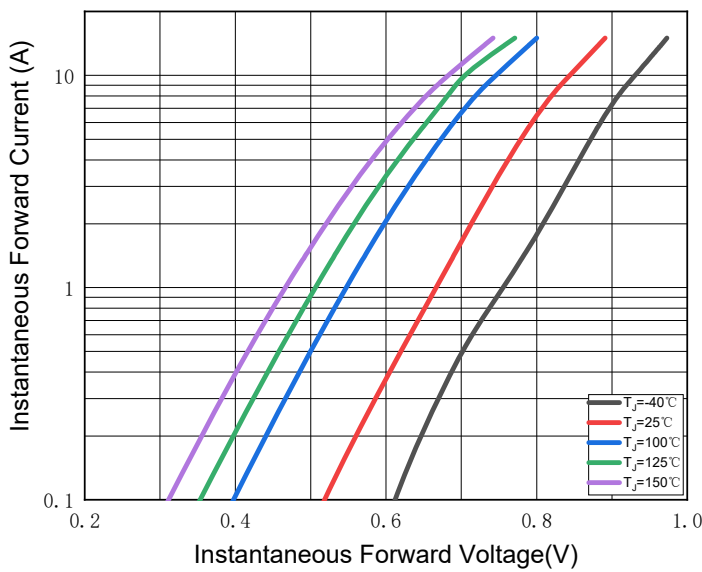
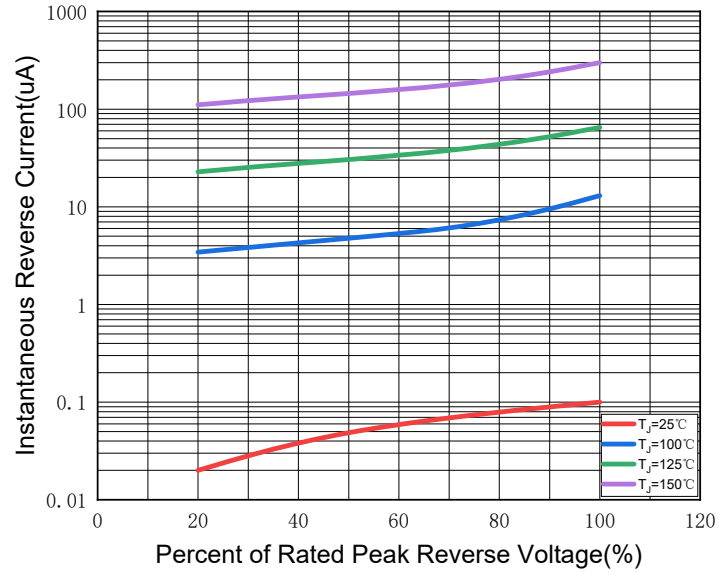


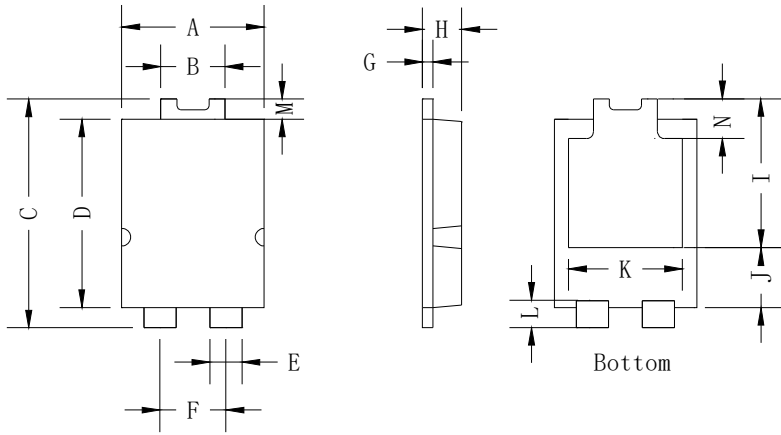
Fig.4:Typical Reverse Leakage Characteristics





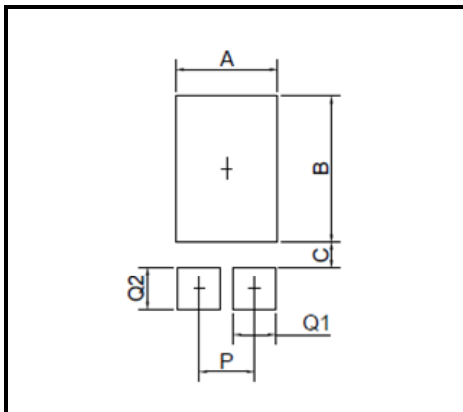
SS10U200PQ

■ Outline Dimensions



DIM	mm	
	MIN.	MAX.
A	3.90	4.10
B	1.70	1.90
C	6.40	6.60
D	5.30	5.50
E	0.80	1.00
F	1.85 ref.	
G	0.35	0.45
H	1.10	1.20
I	4.10	4.50
J	1.50	1.90
K	2.90	3.40
L	0.55	0.75
M	0.50 ref.	
N	1.15 ref.	

■ Suggested pad layout



DIM	MIN.(mm)
A	3.36
B	4.86
C	0.85
P	1.84
Q1	1.40
Q2	1.40



Disclaimer

The information presented in this document is for reference only. Yangzhou Yangjie Electronic Technology Co., Ltd. reserves the right to make changes without notice for the specification of the products displayed herein to improve reliability, function or design or otherwise.

The product listed herein is designed to be used with automotive electronics, are not designed for use in medical, life-saving, lifesustaining, or military, Yangjie or anyone on its behalf, assumes no responsibility or liability for any damages resulting from such improper use of sale.

This publication supersedes & replaces all information previously supplied. For additional information, please visit our website [http:// www.21yangjie.com](http://www.21yangjie.com) , or consult your nearest Yangjie's sales office for further assistance.